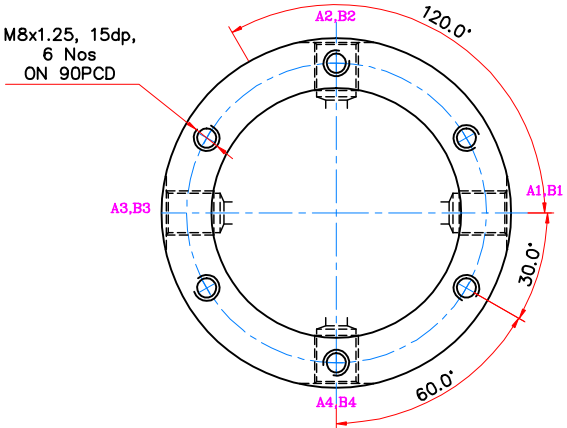
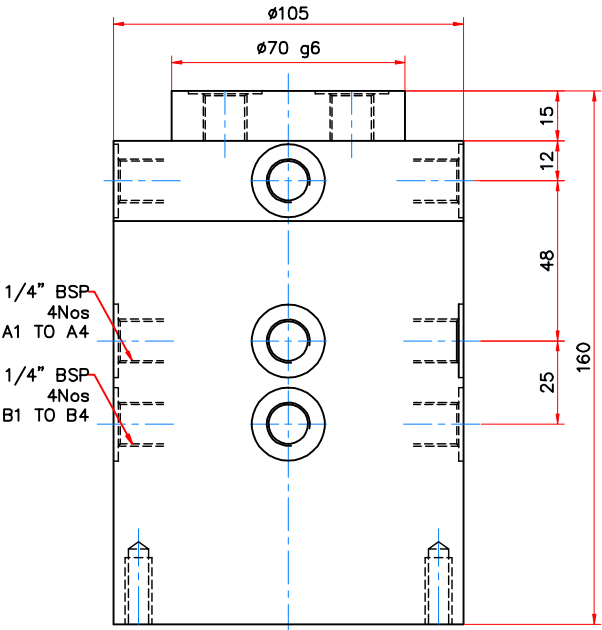
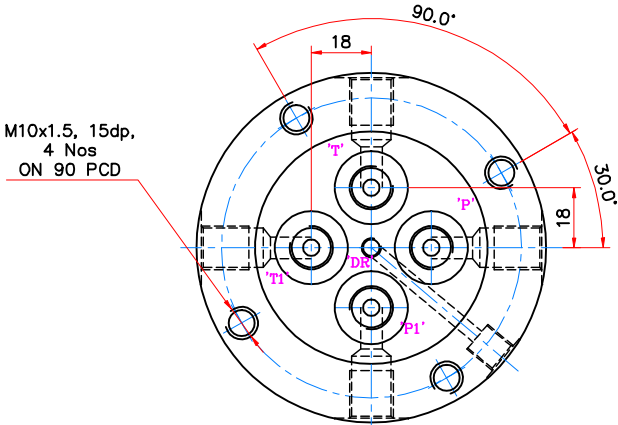


DO NOT MEASURE DRAWING . IF IN DOUBT PLEASE ASK.



Surface Finish	50
Ra Value-μ	25
Roughness No.	12.5
	6.3
	3.2
	1.6
	0.8
	0.4
	0.2
	0.1
	0.05
	0.025
	N1
	N2
	N3
	N4
	N5
	N6
	N7
	N8
	N9
	N10
	N11
	N12

All dimensions are in mm unless specified				Unspecified m/c deviations (med to IS 2102)		
TITLE				Linear-Length or Diameter		
MODEL				Over	Upto & inc.	TOL
STATIONS				6	30	±0.1
MAX. RPM				30	120	±0.2
PORT SIZE				120	315	±0.3
SCALE				315	1000	±0.5
DRN				1000	2000	±0.8
RBP				120	315	±1.2
CHKD				Length of shorter side of angle		
APPD				Over	Upto & inc.	TOL
MIN. WORKING PR.				6	30	±1°
MAX. WORKING PR.				30	120	±30°
PRECISION ENGINEERING ACCESSORIES				120	315	±20°
PEENYA BANGALORE				120	315	±10°